

Résultats

Sport d'élite

Gymnastique artistique masculine

Hauptpartner



Offizieller Ausrüster



Transportpartner



Medienpartner









Official Broadcaster
































Co-Partner



KUNSTTURNEN MÄNNER PROGRAMM 1

Rg.	Name	Jahrg.	Verein	Verband							Total	
1	Max KRÜGER	2009	STV Frauenfeld	TG	4.0 13.550 1	4.0 2.8 16.350 2	4.0 13.100 5	5.0 3.0 13.750 1	4.0 13.300 8	4.0 13.650 1	26.8 83.700	G
2	Leonardo LUZII	2009	FSG Chiasso	TI	4.0 13.550 1	4.0 2.3 15.750 8	4.0 13.200 2	3.0 5.0 13.550 5	4.0 13.600 1	4.0 13.500 2	26.3 83.150	S
3	Lars SCHLATTER	2009	TV Bülach	ZH	4.0 13.100 11	4.0 2.5 16.050 4	4.0 13.400 1	5.0 3.0 13.475 9	4.0 13.600 1	4.0 13.500 2	26.5 83.125	B
4	Lars STILLHART	2009	STV Wil	SG	4.0 13.500 3	4.0 3.0 16.450 1	4.0 12.950 7	5.0 3.0 13.500 7	4.0 13.450 3	3.5 13.150 12	26.5 83.000	*
5	Enyo WIDMAIER	2009	BTV Schiers	GR	4.0 13.000 15	4.0 2.0 15.550 10	4.0 13.200 2	5.0 3.0 13.475 9	4.0 13.150 10	4.0 13.350 7	26.0 81.725	*
6	Alex FERRARI	2010	FSG Chiasso	TI	4.0 12.950 18	4.0 2.0 15.250 14	4.0 12.950 7	3.0 5.0 13.450 12	4.0 13.350 7	4.0 13.450 4	26.0 81.400	*
7	Jeremias MORACH	2009	TV Neftenbach	ZH	4.0 13.300 7	4.0 2.5 15.900 6	4.0 12.300 15	5.0 3.0 13.350 16	4.0 13.100 11	4.0 13.400 6	26.5 81.350	*
8	Maurin GLOOR	2009	STV Igis	GR	4.0 13.450 4	4.0 1.8 15.100 15	4.0 12.700 12	5.0 3.0 13.575 3	4.0 13.300 8	4.0 13.150 12	25.8 81.275	*
9	Leon SCHÜPBACH	2009	TV Neuenkirch	LU	4.0 13.100 11	4.0 2.5 15.500 11	4.0 12.950 7	5.0 3.0 13.500 7	4.0 13.000 12	3.5 13.150 12	26.0 81.200	
10	Michael BUCKLEY	2009	FSG Chiasso	TI	4.0 13.000 15	4.0 2.7 15.800 7	4.0 12.850 11	3.0 5.0 13.300 17	3.5 12.750 18	4.0 13.200 9	26.2 80.900	
11	Kledi SINANI	2009	STV Opfikon-Glattbrugg	ZH	4.0 13.400 5	4.0 1.8 15.050 16	4.0 13.050 6	5.0 3.0 13.275 18	4.0 13.000 12	3.5 12.850 17	25.3 80.625	
12	Lewin DOLL	2009	TV Rüti	ZH	4.0 13.100 11	4.0 2.8 16.100 3	4.0 11.200 24	5.0 3.0 13.225 21	4.0 13.400 4	4.0 13.200 9	26.8 80.225	
13	Ben WOLFER	2009	TV Henggart	ZH	4.0 13.200 10	4.0 2.3 15.750 8	4.0 13.200 2	3.0 5.0 13.425 13	4.0 12.700 21	3.5 11.900 24	25.8 80.175	
14	Gian AEBERSOLD	2009	TV Steffisburg	BE	4.0 13.100 11	4.0 2.2 15.500 11	4.0 12.050 18	5.0 3.0 13.475 9	4.0 12.900 16	4.0 12.900 15	26.2 79.925	
15	Andrin ERDIN	2009	STV Wolfwil	SO	4.0 13.400 5	4.0 0.0 13.100 23	4.0 12.900 10	5.0 3.0 13.575 3	4.0 13.400 4	4.0 13.300 8	24.0 79.675	
16	Elio GIUBELLINI	2009	TV Eien-Kleindöttingen	AG	4.0 12.900 19	4.0 2.0 15.350 13	4.0 12.000 19	5.0 3.0 13.425 13	3.5 12.750 18	3.5 12.900 15	25.0 79.325	
17	Luca SCHÖLL	2009	BTV Luzern	LU	4.0 13.000 15	4.0 1.8 14.650 21	4.0 11.550 22	5.0 3.0 13.400 15	4.0 12.900 16	4.0 13.450 4	25.8 78.950	
18	Misha MOSER	2011	STV Wil	SG	4.0 12.900 19	4.0 1.6 14.900 19	4.0 12.250 16	5.0 3.0 13.550 5	4.0 12.750 18	3.5 12.500 21	25.1 78.850	
19	Florentin DORA	2009	STV Merenschwand	AG	4.0 13.250 8	4.0 1.8 14.250 22	4.0 12.100 17	5.0 3.0 13.150 23	4.0 13.400 4	3.5 12.650 19	25.3 78.800	
20	Massimiliano CURCIO	2010	STV Igis	GR	4.0 12.300 23	4.0 1.8 14.950 18	4.0 12.500 14	5.0 3.0 13.275 18	3.5 12.500 22	4.0 13.200 9	25.3 78.725	
21	Marco DAMUR	2009	STV Frauenfeld	TG	4.0 12.350 22	4.0 2.7 16.000 5	4.0 11.600 21	5.0 3.0 13.250 20	4.0 13.000 12	3.5 12.250 23	26.2 78.450	
22	Renzo ITO	2009	EGAG	GE	4.0 13.250 8	4.0 1.2 13.100 23	4.0 12.700 12	5.0 3.0 13.625 2	3.5 12.400 24	4.0 12.850 17	24.7 77.925	
23	Enea Joël GUEx	2009	TV Steffisburg	BE	4.0 12.200 24	4.0 1.9 15.050 16	4.0 11.950 20	3.0 5.0 12.950 24	4.0 12.950 15	3.5 12.400 22	25.4 77.500	
24	Matheo-Luca ZROTZ	2009	STV Malters	LU	4.0 12.750 21	4.0 2.1 14.750 20	4.0 11.350 23	5.0 3.0 13.200 22	3.5 12.450 23	3.5 12.650 19	25.1 77.150	



















KUNSTTURNEN MÄNNER PROGRAMM 2

Rg.	Name	Jahrg.	Verein	Verband							Total	
1	Ben SCHUMACHER		2008 TV Lenzburg	AG	4.5 14.100 2	5.0 15.600 4	4.5 13.700 2	5.3 14.300 1	4.5 13.800 2	4.8 14.550 1	29.5 86.050	G
2	Loris MARTY		2008 TSV Rohrdorf	AG	4.5 13.700 7	5.0 16.050 3	3.5 12.050 11	4.5 13.825 4	4.5 13.950 1	4.8 14.350 2	28.8 83.925	S
3	Elias WEBER		2008 TV Ebikon	LU	4.5 13.850 4	5.0 16.550 1	3.5 12.850 5	5.0 13.475 6	4.0 12.750 14	4.8 14.200 4	28.8 83.675	B
4	Julian PITSIS		2008 STV Opfikon-Glattbrugg	ZH	4.5 13.800 5	5.0 15.450 5	4.5 13.800 1	3.5 12.425 23	4.5 13.500 5	4.5 13.750 7	27.7 82.725	*
5	Ben STADLER		2008 TV Ebikon	LU	4.8 13.950 3	4.0 15.100 9	3.5 12.500 9	3.5 12.925 16	4.5 13.050 12	4.8 14.300 3	27.6 81.825	*
6	Jannick ENGEL		2008 TV Romanshorn	TG	4.5 13.550 9	5.0 15.350 6	3.5 12.700 8	5.0 13.850 3	4.5 13.200 9	4.5 12.350 20	28.0 81.000	*
7	Roman TOSATO		2008 TV Subingen	SO	4.8 14.200 1	4.0 15.250 8	3.0 11.850 13	5.0 13.225 10	4.0 12.900 13	4.5 13.350 14	26.3 80.775	*
8	Hiroki GÜTIGER		2008 TV Lenzburg	AG	4.5 13.450 12	4.0 14.400 12	3.5 12.350 10	5.0 13.950 2	4.5 12.650 18	4.0 13.500 10	26.5 80.300	*
9	Nick REULING		2008 TV Bülach	ZH	4.5 13.350 15	3.0 13.800 14	4.0 12.800 6	5.0 13.250 8	4.5 13.500 5	4.5 13.250 15	26.7 79.950	
10	Jan GUGGISBERG		2008 TV Inkwil	BE	4.5 13.500 11	4.0 14.650 10	3.5 12.800 6	3.5 12.925 16	4.0 11.950 21	4.5 13.900 6	25.2 79.725	
11	Emanuele MAIER		2008 TV Kaufleute Solothurn	SO	4.5 13.150 16	4.0 14.400 12	3.0 11.700 14	3.5 12.900 18	4.5 13.300 8	4.8 14.000 5	26.4 79.450	
12	Adam ATEYEH		2008 STV Opfikon-Glattbrugg	ZH	4.5 13.750 6	4.0 14.650 10	4.0 12.950 4	3.5 12.850 19	4.0 12.600 19	3.8 12.200 21	25.5 79.000	
13	Jonas FRÖHNDRICH		2008 TV Horgen	ZH	4.3 12.750 20	4.5 13.500 17	4.0 13.000 3	3.5 12.975 14	4.5 13.550 4	4.5 13.100 16	27.5 78.875	
14	Luis BRANDENBERGER		2008 TV Henggart	ZH	4.5 12.600 21	5.0 15.300 7	3.5 11.700 14	3.5 12.800 20	4.5 12.700 16	4.5 13.450 12	27.3 78.550	
15	Cyrille KELLER		2008 TV Füllinsdorf	BL	4.8 13.550 9	4.0 13.100 19	3.5 11.900 12	5.0 13.575 5	4.0 12.750 14	4.3 13.500 10	26.4 78.375	
16	Nando STEGER		2008 TSV Rohrdorf	AG	4.5 13.400 14	3.5 13.200 18	3.0 11.100 20	5.0 13.250 8	4.0 12.700 16	4.3 13.750 7	25.7 77.400	
17	Davide Maria BONACINA PAGLIA		2008 FSG Chiasso	TI	4.5 12.950 18	4.0 13.800 14	3.5 11.700 14	4.5 12.575 22	4.5 13.200 9	4.0 12.850 18	25.5 77.075	
18	Luan MANN		2008 TV Langendorf	SO	4.5 13.450 12	3.0 12.300 20	3.0 10.750 22	5.0 13.100 12	4.5 13.400 7	4.5 13.650 9	24.9 76.650	
19	Nino GALBIER		2008 TV Jenaz	GR	4.5 13.050 17	2.5 11.950 21	3.5 11.650 17	5.0 12.950 15	4.5 13.200 9	4.0 12.700 19	24.8 75.500	
20	Justin FISCHER		2008 Kutu Freienstein-Rorbas	ZH	4.0 11.800 22	5.0 16.100 2	3.0 11.450 19	3.5 13.100 12	4.5 11.950 21	3.5 10.850 23	25.7 75.250	
21	Nico ENGEL		2008 STV Wolfwil	SO	4.8 13.600 8	4.0 13.600 16	3.0 10.850 21	5.0 12.600 21	4.0 12.050 20	4.0 11.950 22	25.5 74.650	
22	Alessio CLEMENTI		2008 FSG Lugano	TI	4.0 12.900 19	4.0 10.600 23	3.0 10.400 23	3.5 13.300 7	4.5 13.650 3	4.0 12.950 17	23.5 73.800	
23	Joël Lucien FRAUCHIGER		2008 STV Oberbüren	SG	4.0 10.750 23	3.0 11.950 21	3.0 11.600 18	5.0 13.125 11	3.5 10.600 23	4.3 13.400 13	22.6 71.425	







KUNSTTURNEN MÄNNER PROGRAMM 3

Rg.	Name	Jahrg.	Verein	Verband	■	⚙	⚖	⚗	⚘	⚙	⚗	⚘	Total	
1	Omar ATEYEH	2007	STV Opfikon-Glattbrugg	ZH	4.8 13.200 6	5.0 2.5 15.800 3	4.5 13.500 1	3.8 4.5 13.300 3	5.0 13.100 1	5.0 14.450 2	31.0	83.350	G	
2	Quentin WEBER	2007	TV Gelterkinden	BL	4.8 12.000 10	5.0 2.6 16.300 2	4.3 12.900 3	4.5 4.5 13.150 5	4.5 12.000 4	4.8 13.500 5	30.5	79.850	S	
3	Quinn MÜLLER	2007	TV Wädenswil	ZH	4.5 12.650 8	5.0 2.5 16.350 1	4.5 12.950 2	3.5 4.5 12.775 8	4.0 11.000 8	4.5 13.500 5	29.0	79.225	B	
4	Aaron LAMBERTI	2007	FSG Lugano	TI	5.3 14.000 1	5.0 0.0 12.600 9	4.3 12.450 8	4.5 4.5 13.725 1	3.5 11.750 5	5.3 14.500 1	27.9	79.025	*	
5	Isaak JELINEK	2007	TV Hegi	ZH	5.3 13.700 3	4.5 1.6 14.100 5	4.5 12.600 7	3.5 5.0 12.550 9	4.0 12.050 3	4.5 13.150 8	28.7	78.150	*	
6	Linus EISENRING	2007	TZ Fürstenland	SG	5.0 12.900 7	5.0 4.0 13.900 6	4.5 12.850 4	3.5 5.0 13.125 6	5.0 11.150 7	4.5 13.900 3	28.3	77.825	*	
7	Yakouba SOUMARÉ	2007	FSG Lugano	TI	4.8 13.600 4	4.5 0.0 12.950 7	4.3 12.750 5	4.8 4.5 13.550 2	4.0 10.750 9	4.8 13.600 4	27.1	77.200		
8	Andrin GANSTER	2007	TV Hegi	ZH	4.0 12.200 9	4.5 0.0 12.950 7	4.5 12.700 6	3.5 4.5 12.500 10	4.0 11.550 6	4.5 13.100 9	25.5	75.000		
9	Marwan ARMANIOS	2007	EGAG	GE	5.3 13.950 2	3.5 0.0 9.900 16	4.0 11.400 9	4.5 4.5 13.225 4	3.5 10.250 12	4.0 12.150 10	24.8	70.875		
10	Nico ALDER	2007	TV Mels	SG	4.5 11.300 11	4.5 0.0 9.950 15	4.0 11.250 10	3.5 3.5 12.200 12	3.0 10.300 11	3.0 11.850 11	22.5	66.850		
11	Jan STEGER	2006	TZ Rheintal	SG	3.0 10.050 15	5.0 0.0 12.600 9	4.0 10.050 12	3.5 1.0 10.700 15	3.0 9.850 13	3.5 11.750 12	20.8	65.000		
12	Myron KLEPATSKYI	2006	Chêne Gymnastique Genève	GE	5.0 13.350 5	5.0 0.2 12.600 9	2.5 7.500 16	3.5 4.5 12.275 11	2.5 6.800 17	3.0 9.450 15	22.2	61.975		
13	Nils HAAG	2006	TV Hüttwilen	TG	3.0 11.000 12	3.5 0.0 11.500 13	2.5 8.350 15	1.0 1.0 9.600 17	3.0 10.500 10	2.5 10.900 14	15.5	61.850		
14	Nick AEBERSOLD	2007	TV Steffisburg	BE	3.0 10.600 13	5.0 2.2 14.750 4		4.5 5.0 12.950 7	4.5 12.200 2	4.5 11.100 13	24.0	61.600		
15	Tom ZÜBLIN	2007	TV Lütisburg	SG	3.0 9.400 16	4.0 0.0 11.900 12	3.5 10.800 11	1.0 3.5 11.525 13	1.5 8.700 15	1.0 8.650 17	15.3	60.975		
16	Marius REGAMEY	2006	TV Neftenbach	ZH	3.0 10.550 14	3.0 0.0 8.700 17	3.0 9.750 13	1.0 1.0 10.175 16	2.5 7.950 16	3.0 9.250 16	15.5	56.375		
17	Ruben HALDIMANN	2007	STV Wil	SG		5.0 0.0 11.450 14	2.5 8.700 14	1.0 3.5 10.800 14	3.5 9.850 13	4.0 13.300 7	17.3	54.100		







KUNSTTURNEN MÄNNER PROGRAMM 4

Rg.	Name	Jahrg.	Verein	Verband							Total	
1	Colin Jaden SCHMID		2006 TV Niederglatt	ZH	4.0 12.600 3	3.5 2.6 14.600 2	4.0 11.950 4	4.5 4.5 13.025 5	3.5 12.300 4	4.5 12.750 1	26.6 77.225	G
2	Linus WOLFISBERG		2006 TV Neuenkirch	LU	4.0 12.400 4	4.5 1.8 12.450 4	4.5 13.350 2	4.5 4.5 13.700 4	4.0 11.900 5	4.5 12.700 2	27.8 76.500	S
3	Carlo RIESCO		2006 TV Wädenswil	ZH	4.5 11.900 7	4.0 1.6 12.450 4	4.5 12.300 3	4.5 6.0 14.375 2	4.0 12.450 2	4.5 12.300 3	28.4 75.775	B
4	Nico OBERHOLZER		2006 STV Opfikon-Glattbrugg	ZH	4.5 12.900 1	4.0 2.2 14.100 3	4.5 11.750 6	4.5 3.5 12.275 10	4.0 12.400 3	4.0 10.800 11	27.2 74.225	*
5	Timi BÜHLMANN		2006 TV Ebikon	LU	3.5 11.200 9	3.5 0.0 9.400 9	5.5 13.550 1	5.5 4.5 13.800 3	4.5 12.550 1	4.0 12.150 5	26.0 72.650	
6	Samuel FURTER		2006 TV Lenzburg	AG	3.5 11.400 8	4.0 2.2 14.700 1	3.5 10.900 9	1.0 1.0 10.175 12	3.5 11.650 9	4.5 12.200 4	22.2 71.025	
7	Alexsander DRESSI		2006 SFG Bellinzona	TI	4.0 12.700 2	3.0 0.0 7.700 12	3.5 11.750 6	5.5 6.0 14.550 1	4.0 11.900 5	3.5 11.700 9	23.8 70.300	
8	Janik MANN		2006 TV Langendorf	SO	3.5 12.100 6	3.0 0.0 10.850 7	3.5 10.800 10	4.5 4.5 13.000 6	2.5 10.000 10	4.0 11.850 7	21.0 68.600	
9	Andrin FLISCH		2006 TV Hegi	ZH	3.0 9.300 12	4.0 0.3 12.000 6	4.0 11.850 5	3.0 3.5 11.550 11	3.5 11.850 7	4.0 11.800 8	22.1 68.350	
10	Leon HABEGGER		2006 Gym Center Emme	BE	3.0 10.150 11	2.5 0.0 8.900 10	3.5 11.100 8	4.5 4.5 12.650 7	4.0 11.850 7	3.5 11.950 6	21.0 66.600	
11	Justin FREIBURGHaus		2006 STV Wolfwil	SO	3.5 12.250 5	3.0 0.0 9.800 8	3.0 9.700 12	4.5 3.0 12.500 9	2.5 9.750 11	4.0 11.650 10	19.8 65.650	
12	Dany LEIMGRUBER		2006 Gym Serrières	NE	4.0 10.750 10	3.0 0.0 8.450 11	4.0 10.600 11	4.5 3.0 12.625 8	1.0 9.350 12	3.0 10.250 12	18.8 62.025	







KUNSTTURNEN MÄNNER PROGRAMM 5

Rg.	Name	Jahrg.	Verein	Verband							Total	
1	Jan IMHOF	2004	TV Maisprach	BL	4.5 12.933 2	3.7 12.033 2	4.1 12.433 2	4.0 13.350 1	4.2 11.333 11	4.1 11.900 2	24.6 73.982	G
2	Kilian SCHMITT	2004	TV Mels	SG	4.2 12.300 6	3.9 12.000 3	3.9 10.466 12	4.0 13.300 2	3.5 12.566 2	3.9 12.633 1	23.4 73.265	S
3	Fabio VEZZU	2004	TV Neftenbach	ZH	4.3 12.433 4	4.1 12.800 1	4.1 12.500 1	4.0 11.700 16	3.7 11.166 14	3.1 11.400 4	23.3 71.999	B
4	Noah GRIESSER	2004	TV Rüti	ZH	4.2 13.033 1	3.7 11.833 4	3.9 10.666 11	3.2 12.300 12	3.9 11.466 9	3.7 11.600 3	22.6 70.898	*
5	Tim LANDOLT	2004	STV Wil	SG	3.8 11.366 19	3.7 11.366 7	3.7 12.033 3	4.8 12.500 9	3.9 12.433 3	3.3 11.033 9	23.2 70.731	*
6	Alexander MARGGRAF	2004	BTV Basel	BS	3.9 11.600 16	4.1 11.466 6	3.6 11.166 6	4.0 12.650 7	4.0 12.233 6	3.5 11.300 5	23.1 70.415	*
7	Matteo GIUBELLINI	2004	TV Eien-Kleindöttingen	AG	4.3 10.800 29	4.2 11.333 8	3.5 10.966 7	4.0 13.000 5	4.2 12.366 4	3.3 11.066 8	23.5 69.531	*
8	Silas RÜFENACHT	2004	TV Sissach	BL	3.9 12.266 7	3.3 10.633 10	3.0 10.966 7	2.8 11.650 17	2.6 11.800 7	3.9 10.333 18	19.5 67.648	*
9	Silas FRICKER	2005	TV Biberist	SO	4.4 12.400 5	3.2 9.133 19	4.0 10.800 10	2.4 11.450 20	4.0 12.733 1	3.9 10.600 11	21.9 67.116	*
10	Anthony RODRIGUEZ	2005	Gym Serrières	NE	3.8 12.233 9	2.4 10.500 11	2.9 10.933 9	3.2 10.650 33	3.2 11.200 13	2.5 10.366 16	18.0 65.882	*
11	Kevin BUCKLEY	2005	FSG Chiasso	TI	3.2 12.133 11	3.3 8.733 20	2.3 9.933 19	2.4 11.050 29	3.4 12.366 4	2.4 11.033 9	17.0 65.248	*
12	Mirco RIVA	2005	FSG Chiasso	TI	4.0 11.800 15	4.1 11.500 5	3.0 9.366 25	4.0 12.700 6	3.1 9.000 30	3.4 10.600 11	21.6 64.966	*
13	Gianluca HARTMANN	2005	TV Lenzburg	AG	3.8 12.166 10	4.0 11.200 9	2.7 9.133 27	2.4 11.750 15	3.1 10.066 27	2.1 9.800 25	18.1 64.115	
14	Ian STAUBITZER	2005	TV Inkwil	BE	4.1 11.966 13	3.3 9.400 17	3.2 9.433 24	2.4 11.400 21	3.9 10.966 17	3.1 10.366 16	20.0 63.531	
15	Tim RICHTER	2003	Kutu Schaffhausen	SH	4.3 11.333 21	2.8 9.433 16	2.2 9.900 20	2.4 11.300 22	3.2 10.200 25	2.5 10.600 11	17.4 62.766	
16	Gionata ROSSETTI	2005	FSG Biasca	TI	3.7 12.266 7	3.5 8.466 21	2.3 10.366 14	2.4 11.100 28	3.1 10.800 19	3.5 9.766 26	18.5 62.764	
17	Ewan ONOMOR	2004	Chêne Gymnastique Genève	GE	4.3 12.466 3	2.7 4.600 28	3.5 10.200 16	4.0 13.300 2	3.8 11.000 16	3.1 11.133 7	21.4 62.699	
18	Silas DITTMANN	2005	TV Horgen	ZH	4.1 10.766 30	3.7 10.300 13	2.9 9.766 21	2.4 11.250 24	2.9 10.133 26	3.0 9.966 24	19.0 62.181	
19	Paul PEYER	2005	Satus ORO	AG	3.9 10.866 28	3.0 9.300 18	3.1 10.100 18	2.4 11.250 24	2.9 10.400 22	2.0 10.100 21	17.3 62.016	
20	Beda KOBLER	2005	TV Niederglatt	ZH	3.8 10.900 27	3.7 10.333 12	3.1 10.400 13	2.4 11.000 30	3.7 8.666 32	3.4 10.333 18	20.1 61.632	
21	Gaël LA GRECA	2005	EGAG	GE	3.5 11.266 22	2.9 9.666 15	3.2 11.600 4	3.2 12.400 11	3.2 6.433 33	2.9 9.533 29	18.9 60.898	
22	Gabriel RENTSCH	2003	TV Zeglingen	BL	3.9 10.233 33	2.5 7.033 24	2.7 9.600 23	3.2 11.150 27	2.6 10.800 19	2.6 10.433 15	17.5 59.249	
23	Corentin CAILLAUD	2004	Gym Serrières	NE	3.4 11.500 18	2.3 5.466 27	2.6 10.200 16	2.4 10.750 32	2.3 11.066 15	2.3 9.733 27	15.3 58.715	
24	Elia WETTSTEIN	2004	TSV Rohrdorf	AG	3.4 11.100 24	2.3 8.066 23	2.1 8.266 30	2.2 11.300 22	2.4 10.033 28	2.1 9.633 28	14.5 58.398	
25	Ludovic MEYLAN	1996	Chernex Sté de gym FSG	VD	2.6 11.533 17	2.7 10.100 14	2.9 10.366 14	2.0 10.500 34	2.3 10.700 21	1.3 3.966 34	13.8 57.165	
26	Sidney KUNZ	2002	Berner Oberland Gym	BE	3.2 11.366 19	2.2 3.400 32	2.5 8.933 29	2.4 11.800 14	2.3 11.266 12	2.7 10.066 22	15.3 56.831	
27	Noe BLASER	2005	TV Bellach	SO	3.2 10.266 32	3.3 6.866 25	2.1 7.866 31	2.4 11.500 19	2.4 10.933 18	2.0 9.066 30	15.4 56.497	
28	Yannick DEPALLENS	2002	FSG Montreux	VD	3.1 11.833 14	1.8 6.766 26	2.7 9.733 22	2.4 11.600 18	2.2 10.300 23	2.1 5.400 33	14.3 55.632	
29	David DEMARTINI	1994	FSG Montreux	VD	3.3 12.066 12	0.6 0.000 34	3.3 11.200 5	4.0 12.650 7	2.7 11.766 8	3.1 7.500 32	17.0 55.182	


















KUNSTTURNEN MÄNNER PROGRAMM 5

Rg.	Name	Jahrg.	Verein	Verband							Total
30	Luis HARDER	2004	TSV Rohrdorf	AG	3.1 11.200 23	2.2 3.733 30	2.4 9.100 28	1.6 11.250 24	2.1 2.833 35	2.1 10.033 23	13.5 48.149
31	Jan SCHUMACHER	2004	TV Rickenbach	ZH	3.8 11.066 25			4.0 13.050 4	3.5 11.466 9	2.9 11.300 5	14.2 46.882
32	Maurice WALTER	2004	TV Lenzburg	AG	3.3 10.500 31	2.2 3.800 29	1.6 3.900 33	2.2 11.000 30	2.1 2.866 34	1.7 9.033 31	13.1 41.099
33	Diogo DE JESUS	2002	FSG Montreux	VD		1.7 3.533 31	1.7 9.333 26	1.6 10.500 34	2.2 10.233 24		7.2 33.599
34	Toni DE CASTRO AQUINO	2005	BTV Bern	BE	4.0 9.900 34			3.2 12.250 13		2.9 10.500 14	10.1 32.650
35	Julien GRANDIN	1996	FSG Montreux	VD	2.1 5.300 35	1.7 1.333 33	2.1 7.100 32	1.6 9.500 36	2.3 9.166 29	1.2 0.000 35	11.0 32.399
36	Lars ENGELI	2004	STV Frauenfeld	TG		3.3 8.433 22			2.7 8.766 31	2.2 10.200 20	8.2 27.399
37	Janis AEGERTER	2005	Berner Oberland Gym	BE	3.9 10.933 26			3.2 12.500 9			7.1 23.433







KUNSTTURNEN MÄNNER PROGRAMM 6

Rg.	Name	Jahrg.	Verein	Verband							Total	
1	Oliver HEGI	1993	TV Lenzburg	AG	5.5 13.933 6	5.9 14.766 1	4.9 13.900 1	4.8 14.250 9	5.6 14.433 5	5.4 13.500 10	32.1 84.782	G
2	Pablo BRÄGGER	1992	STV Oberbüren	SG	5.8 14.000 4	5.4 12.533 15	4.6 13.800 2	4.8 14.100 14	5.9 14.966 1	6.0 14.300 2	32.5 83.699	S
3	Christian BAUMANN	1995	TV Lenzburg	AG	5.5 13.766 9	5.6 14.166 3	4.9 13.600 4	4.8 14.450 6	5.7 14.566 4	5.6 12.566 26	32.1 83.114	B
4	Benjamin GISCHARD	1995	TV Herzogenbuchsee	BE	5.7 14.333 1	5.6 14.233 2	4.8 13.100 11	5.2 14.850 1	5.0 13.166 14	4.8 13.333 11	31.1 83.015	*
5	Noe SEIFERT	1998	Satus ORO	AG	5.3 13.700 11	5.1 13.366 5	4.6 13.300 6	4.8 14.050 15	5.6 14.800 2	4.9 13.766 6	30.3 82.982	*
6	Taha SERHANI	1995	TV Hegi	ZH	5.4 13.566 13	5.0 13.366 5	4.3 13.300 6	5.2 14.750 2	5.4 13.000 21	5.9 14.533 1	31.2 82.515	*
7	Eddy YUSOF	1994	TV Bülach	ZH	5.0 12.066 37	5.0 13.333 7	5.0 13.666 3	5.6 14.500 4	5.6 14.600 3	5.4 14.266 3	31.6 82.431	*
8	Samir SERHANI	1999	TV Hegi	ZH	5.1 13.066 16	4.7 13.100 9	4.8 13.166 10	5.2 14.150 12	5.2 13.800 7	5.3 13.800 5	30.3 81.082	*
9	Marco WALTER	1994	TV Löhningen	SH	5.7 14.266 2	4.3 13.100 9	5.1 13.333 5	5.2 14.650 3	4.4 12.600 31	3.9 12.566 26	28.6 80.515	*
10	Moreno KRATTER	1998	TV Rüti	ZH	5.4 13.733 10	4.3 12.800 11	4.5 13.033 13	4.8 14.000 17	4.9 12.700 26	5.9 14.066 4	29.8 80.332	*
11	Tim RANDEGGER	2000	TV Wädenswil	ZH	5.3 13.600 12	4.2 12.800 11	4.1 12.700 20	5.2 14.500 4	4.5 13.200 13	4.5 13.000 15	27.8 79.800	*
12	Marco PFYL	1997	TV Pfäffikon-Freienbach	SZ	5.3 12.633 22	4.7 12.700 14	4.8 13.000 15	4.8 14.050 15	5.7 14.266 6	5.3 12.933 16	30.6 79.582	*
13	Ian RAUBAL	2001	STV Opfikon-Glattbrugg	ZH	4.9 13.400 14	5.2 12.266 23	5.1 13.233 8	4.8 13.750 21	5.5 13.066 18	5.3 13.600 9	30.8 79.315	*
14	Andrin FREY	2000	TV Steffisburg	BE	5.6 13.900 7	4.9 12.300 21	4.0 12.133 29	4.8 13.950 19	5.1 13.566 9	4.9 13.300 12	29.3 79.149	*
15	Martino MOROSI	1999	US Ascona	TI	5.1 13.900 7	4.5 12.300 21	4.2 12.366 25	4.8 13.750 21	4.8 13.033 20	4.6 13.766 6	28.0 79.115	*
16	Sascha CORADI	1996	TV Bülach	ZH	5.4 14.133 3	3.8 12.266 23	4.5 12.166 28	4.8 14.200 11	5.3 13.533 10	5.3 12.766 19	29.1 79.064	*
17	Janick BRUNNER	1994	TV Lupsingen	BL	4.4 12.800 18	4.4 13.500 4	4.5 12.533 23	4.0 13.450 31	4.4 12.833 24	5.0 13.700 8	26.7 78.816	*
18	Marco RIZZO	1992	Kutu Freienstein-Rorbas	ZH	6.1 14.000 4	4.2 10.400 47	5.5 13.200 9	5.2 14.350 7	5.4 12.833 24	5.1 13.233 13	31.5 78.016	*
19	Luca BOTTARELLI	2002	FSG Lugano	TI	4.3 12.433 26	4.3 12.400 20	4.1 13.033 13	4.0 13.400 33	4.8 13.733 8	4.0 12.833 18	25.5 77.832	*
20	Nicola GRABER	1995	STV Kriessern	SG	4.9 12.500 25	4.4 12.533 15	4.2 12.966 16	4.0 13.450 31	4.6 13.133 15	4.5 12.200 30	26.6 76.782	*
21	Florian LANGENEGGER	2003	STV Schlossrued	AG	4.6 13.366 15	3.7 11.700 30	4.2 12.000 30	4.8 13.750 21	4.4 13.133 15	4.5 12.766 19	26.2 76.715	*
22	Mattia PIFFARETTI	2002	FSG Chiasso	TI	4.2 12.833 17	4.5 12.800 11	4.1 12.866 17	4.8 13.350 35	4.3 12.100 43	4.3 12.433 29	26.2 76.382	*
23	Jonas MUNSCH	1997	TV Ziefen	BL	4.1 12.733 20	3.3 11.633 33	4.0 12.800 18	4.0 13.500 27	4.0 12.566 32	4.0 12.900 17	23.4 76.132	*
24	Kay SCHLATTER	2002	STV Wetzikon	ZH	4.5 11.933 43	4.5 12.500 18	4.2 12.600 22	4.8 13.750 21	4.3 12.666 29	3.9 12.600 24	26.2 76.049	*
25	Marc HEIDELBERGER	2002	STV Rümlang	ZH	5.0 12.000 39	4.1 12.033 27	4.2 12.400 24	4.8 14.150 12	4.2 12.966 22	3.8 12.500 28	26.1 76.049	*
26	Luca GIUBELLINI	2003	TV Eien-Kleindöttingen	AG	4.3 11.833 47	4.5 12.433 19	3.7 11.466 38	4.0 13.200 37	4.1 13.500 11	4.2 12.733 22	24.8 75.165	*
27	Fabien HERZOG	1999	BTV Luzern	LU	5.6 11.866 44	4.9 11.266 40	4.0 12.300 27	4.8 14.000 17	4.9 12.900 23	4.6 12.600 24	28.8 74.932	
28	Janic MEIER	2003	TV Maienfeld	GR	4.5 12.400 28	3.4 10.300 48	3.7 12.366 25	4.0 13.200 37	4.7 13.233 12	4.6 13.133 14	24.9 74.632	
29	Dominic TAMSEL	2000	TV Wädenswil	ZH	4.9 11.600 54	5.4 11.666 31	4.3 13.100 11	4.0 13.000 46	5.1 13.066 18	4.8 12.166 31	28.5 74.598	

KUNSTTURNEN MÄNNER PROGRAMM 6

Rg.	Name	Jahrg.	Verein	Verband							Total
30	Luca MURABITO		2003 Satus ORO	AG	4.6 11.666 51	4.3 10.800 43	4.0 11.733 34	4.8 14.250 9	4.2 13.133 15	4.3 12.766 19	26.2 74.348
31	Davide BIERI		2001 STV Opfikon-Glattbrugg	ZH	4.7 12.000 39	4.4 11.666 31	4.2 12.700 20	4.0 13.200 37	3.9 12.033 45	4.6 12.733 22	25.8 74.332
32	Sonam BÜWANG		2002 TV Neftenbach	ZH	4.3 12.700 21	5.0 13.133 8	3.1 10.733 51	4.0 13.200 37	4.4 12.700 26	3.9 11.800 37	24.7 74.266
33	Kevin KUHNI		2003 TV Nunningen	SO	4.5 12.600 23	3.3 12.166 25	3.9 11.733 34	4.0 13.500 27	4.1 12.533 34	4.3 11.133 45	24.1 73.665
34	Benjamin PFYFFER		2002 TV Hegi	ZH	4.0 11.866 44	4.2 11.333 38	3.7 11.466 38	4.8 13.600 25	3.6 12.666 29	4.0 12.133 32	24.3 73.064
35	Andri STACHER		2003 STV Frauenfeld	TG	3.6 12.100 35	3.5 11.733 29	4.0 11.900 31	4.0 13.050 44	3.7 12.400 38	3.6 11.533 39	22.4 72.716
36	Sandro BRÄNDLE		1997 TZ Fürstenland	SG	4.3 11.800 49	2.8 11.266 40	3.4 11.566 36	4.8 14.350 7	3.1 12.166 41	2.3 10.966 47	20.7 72.114
37	Philipp FRIEDLI		1991 TV Oberbuchsiten	SO	4.2 11.633 52	4.3 12.533 15	4.3 11.500 37	4.0 12.950 47	4.2 12.433 36	4.6 10.666 52	25.6 71.715
38	Timothy ROSSETTI		2003 FSG Biasca	TI	3.9 11.833 47	3.9 11.333 38	4.1 12.766 19	4.8 13.600 25	4.2 11.333 58	4.0 10.266 59	24.9 71.131
39	Antoine AMEZ-DROZ		2001 Gym Serrières	NE	3.4 11.466 58	3.2 11.566 34	3.1 10.866 46	4.0 13.050 44	3.3 12.166 41	3.0 11.466 41	20.0 70.580
40	Lucas HILTON		1995 TV Subingen	SO	4.7 12.033 38	2.6 9.666 58	4.8 11.866 32	4.4 13.400 33	3.6 11.666 51	4.2 11.933 33	24.3 70.564
41	Samuel WÄLLISCH		2000 TV Eien-Kleindöttingen	AG	4.3 12.300 30	3.1 11.400 37	2.9 10.933 44	4.0 12.900 48	3.7 11.200 62	4.5 11.666 38	22.5 70.399
42	Benaja MUNSCH		2000 TV Ziefen	BL	4.9 12.433 26	3.6 10.133 53	3.4 10.433 54	4.8 13.500 27	4.2 12.333 39	3.7 11.466 41	24.6 70.298
43	Alan LAASNER		2002 TV Rickenbach	ZH	3.9 11.600 54	4.1 12.133 26	3.2 10.600 53	4.0 11.600 70	3.5 12.433 36	3.9 11.866 34	22.6 70.232
44	Aron SPIGAGLIA		1995 TV Rickenbach	LU	3.3 11.500 57	3.7 10.266 50	3.2 10.866 46	4.0 13.100 42	3.5 12.500 35	3.0 11.833 36	20.7 70.065
45	Joey PERDRIZAT		2000 Gym Serrières	NE	4.0 12.800 18	3.2 10.500 46	3.7 11.266 41	4.0 12.800 50	3.6 11.100 65	2.3 10.933 48	20.8 69.399
46	Niels FLUDER		2001 STV Wil	SG	4.5 12.533 24	2.8 9.533 59	4.0 11.833 33	4.4 13.500 27	2.5 11.533 56	3.1 10.133 63	21.3 69.065
47	Iman CLAYTON		2003 BTV Luzern	LU	4.1 11.866 44	3.8 10.700 45	2.6 10.066 60	4.0 12.750 51	4.3 12.566 32	4.2 10.900 49	23.0 68.848
48	Elia HASLER		2003 SVD Diepoldsau-Schmitter	SG	4.2 10.933 65	3.7 10.300 48	3.8 10.800 49	4.0 13.100 42	3.7 11.766 49	3.6 11.866 34	23.0 68.765
49	Josias HEUBI		2001 Gym Serrières	NE	3.6 12.300 30	2.8 9.333 61	3.2 10.933 44	4.0 12.350 55	2.8 12.100 43	3.4 11.166 44	19.8 68.182
50	Leandro ISENEGGER		1997 TV Rickenbach	LU	3.3 11.566 56	2.3 10.200 52	2.5 10.966 43	2.4 11.850 67	3.2 12.200 40	2.0 11.066 46	15.7 67.848
51	Ivan THOMI		1994 Berner Oberland Gym	BE	4.0 12.400 28	3.3 10.733 44	3.2 10.233 59	3.2 12.500 53	3.8 11.733 50	2.3 10.166 62	19.8 67.765
52	Matteo DI MARCO		2000 Gym Serrières	NE	3.7 12.100 35	2.6 8.733 64	3.2 11.066 42	3.2 12.700 52	2.3 11.633 52	2.8 11.500 40	17.8 67.732
53	Valentin VONESCH		1994 TV Roggliswil	LU	3.6 11.966 41	3.1 8.366 66	3.3 11.466 38	4.0 13.250 36	3.2 12.000 46	1.8 10.633 54	19.0 67.681
54	Remo BRECHBÜHL		1992 Berner Oberland Gym	BE	4.1 12.233 32	3.0 9.900 56	2.9 10.833 48	4.0 12.250 59	3.7 11.100 65	3.3 11.300 43	21.0 67.616
55	Dario BRÜHLMANN		1996 TV Lenzburg	AG	3.9 10.500 69	3.7 11.766 28	3.6 10.766 50	4.0 12.350 55	3.5 10.500 73	3.7 9.866 67	22.4 65.748
56	Cédric PFÄFFLI		1998 STV Merenschwand	AG	3.8 11.366 61	4.8 11.466 35	2.0 9.166 66	3.2 12.000 65	3.3 11.333 58	2.2 10.266 59	19.3 65.597
57	Nico NEESER		1999 STV Schlossrued	AG	4.4 10.466 71	3.3 10.866 42	2.9 10.266 58	3.2 12.250 59	3.8 10.733 69	2.9 10.666 52	20.5 65.247
58	Michael FISCHER		1990 STV Rain	LU	3.6 11.433 59	2.5 9.100 62	2.5 10.733 51	3.2 12.400 54	2.7 11.200 62	2.6 10.233 61	17.1 65.099

KUNSTTURNEN MÄNNER PROGRAMM 6

Rg.	Name	Jahrg.	Verein	Verband							Total
59	Severin MICHEL	2001	STV Wil	SG	3.5 12.166 33	2.6 8.633 65	1.8 9.066 67	3.2 12.300 57	3.2 11.533 56	2.4 10.833 51	16.7 64.531
60	David GACON	1999	Yverdon Amis Gymnastes	VD	3.4 11.166 63	2.3 9.966 55	3.0 9.400 64	3.2 12.200 61	2.5 11.266 60	2.4 10.100 66	16.8 64.098
61	Nicolas MÜLHAUSER	1994	Wünnewil Kunstturngruppe	FR	3.9 11.633 52	2.3 9.366 60	1.9 8.466 70	4.0 12.900 48	2.4 11.566 54	2.3 10.133 63	16.8 64.064
62	Christian STROPPA	2002	TV Henggart	ZH	3.6 10.466 71	2.4 10.000 54	2.0 9.666 63	3.2 12.100 63	2.6 11.200 62	2.5 10.466 55	16.3 63.898
63	Jonas SCHMIDIGER	1998	STV Rain	LU	3.2 11.166 63	2.5 9.866 57	1.7 9.233 65	3.2 12.150 62	2.9 11.000 68	2.5 9.333 68	16.0 62.748
64	Daniel LAUBER	1994	BTV Luzern	LU	3.4 11.300 62	2.8 8.300 67	2.5 6.600 74	2.4 10.250 75	3.5 11.800 48	2.2 10.466 55	16.8 58.716
65	Michael FULPIUS	1999	Chêne Gymnastique Genève	GE	3.3 11.400 60	2.5 7.266 68	1.9 8.900 68	3.2 11.750 68	2.4 10.600 72	2.1 8.800 71	15.4 58.716
66	Timo SCHNEIDER	1996	TV Lenzburg	AG	4.1 11.700 50	2.5 7.100 69	2.7 9.866 62	3.2 12.100 63	3.6 11.266 60	3.0 6.666 73	19.1 58.698
67	Yannik RÜFENACHT	2002	TV Sissach	BL	4.4 11.966 41	3.5 10.266 50		4.8 13.850 20	4.1 12.000 46	3.5 10.433 57	20.3 58.515
68	Yari MARANTA	2003	FSG Bellinzona	TI	3.8 12.133 34		3.2 10.333 56	1.6 10.700 72	2.7 11.633 52	2.3 10.133 63	13.6 54.932
69	Fabio MEIER	1994	TV Rickenbach	ZH	3.4 10.200 73	1.8 4.100 71	2.8 7.700 72	3.2 12.000 65	2.4 11.066 67	1.8 9.233 69	15.4 54.299
70	Lukas FELLMANN	1992	TV Lenzburg	AG	4.3 10.900 66	3.1 4.800 70	2.2 4.466 75	4.0 13.200 37	3.3 11.566 54	2.6 7.166 72	19.5 52.098
71	Florian REY	1998	FSG Nyon	VD	2.4 6.533 76	2.3 8.866 63	1.9 8.300 71	2.2 9.700 76	2.4 9.666 76	1.7 9.000 70	12.9 52.065
72	Dominik GWERDER	1996	TV Rickenbach	ZH	3.3 8.400 75	2.3 2.433 72	1.7 8.666 69	2.2 10.900 71	2.3 10.733 69	2.4 10.866 50	14.2 51.998
73	Joël HAUETER	1997	BTV Bern	BE	3.1 10.000 74	1.5 1.133 73	2.1 7.133 73	3.2 11.750 68	2.4 9.466 77	2.5 10.333 58	14.8 49.815
74	Fabio LIPPITSCH	1999	STV Rain	LU	2.9 10.900 66		2.4 10.400 55	3.2 12.300 57	2.3 10.633 71		10.8 44.233
75	Yannick WEY	1994	TV Rickenbach	LU	2.8 10.500 69		2.3 10.300 57	2.4 10.400 74	2.6 10.466 74		10.1 41.666
76	Lucas ANGILOTTI	2002	Chêne Gymnastique Genève	GE	2.8 10.566 68		2.1 9.933 61	2.2 10.450 73			7.1 30.949
77	Pietro RIVA	2003	FSG Chiasso	TI		4.0 11.466 35			3.8 12.700 26		7.8 24.166
78	Alessandro SIGNORONI	2003	TV Bellach	SO					2.9 9.700 75		2.9 9.700
79	Erich ARTSRUNI	2000	BTV Bern	BE						0.7 1.366 74	0.7 1.366